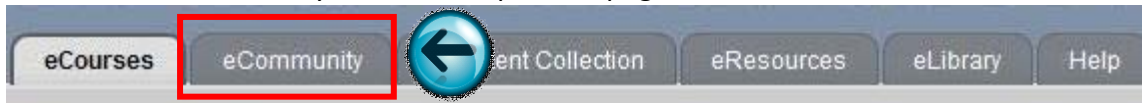



## How to Enroll in the Library Orientation

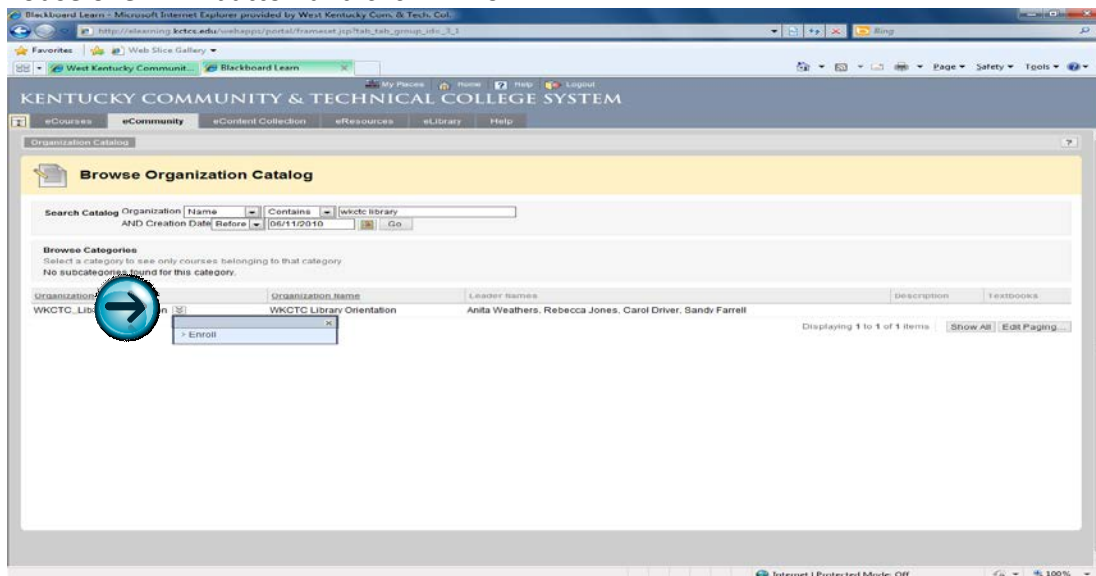
1. Go to <http://elearning.kctcs.edu> using **Mozilla Firefox browser**.
2. Enter your Username and Password that is used for your KCTCS email account
3. Click on the eCommunity tab at the top of the page



4. Look for the Organization Search box and type WKCTC Library in the box and then click "Go"



5. Mouse over  button and click "Enroll"



6. Click the "Submit" button
7. Click on the eCommunity tab at the top again and you should see the listing for the WKCTC Library Orientation in the "My Organizations" box.
8. Click on the title to enter the WKCTC Library Orientation.

**Reminder:** If you are taking this orientation for a Make-up or on-campus class complete the survey, then **print** your **grade page** (instructions online) and turn in to your instructor.